



W
E
G
E

A
T
T
E

N
E

A
T
T
E

N
E

A
T
T
E

N
E

The
Decorative
COLLECTION

RPP is a British manufacturer which was established in 1974. The Company's manufacturing plant and Headquarters are based in Redditch, which is in the central region of the UK.

25 Year Guarantee

The RPP range of accessories is covered by a 25 year guarantee, providing the following conditions are met:

- 1 The accessory has been installed in accordance with the wiring regulations in force at the time of installation.
- 2 The accessory has not been subjected to improper use.

RPP Quality Assurance


Our manufacturing systems are compliant with internationally recognised BS EN 9001:2000 for the design, development and manufacturing of Electrical Accessories.

CE Declaration of Conformity




VANTAGE
FLATPLATE

Page 3




The
Decorative
COLLECTION

Page 8



Traditional
METAL FINISHES

Page 14



The Vantage range of flatplate accessories embodies style, product choice and unprecedented quality.


Five decorative plate finishes with complementary metallic rocker switches with two choices of colour moulded trim.

- Antique Bronze
- Polished Brass
- Polished Stainless Steel
- Brushed Stainless Steel
- Satin Brass

All available with either a white or black moulded trim.



Antique Bronze



Polished Brass




Polished Stainless Steel



Brushed Stainless Steel




Satin Brass



Twin earth terminals for high integrity earthing.

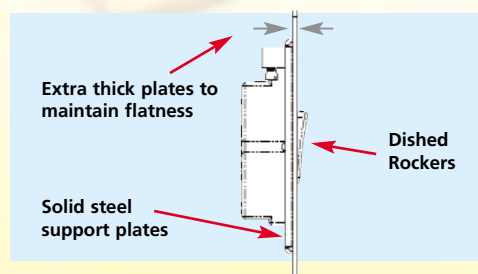
Protective gasket



The Vantage single flat plate size permits the fitting of two accessories on a dual box.



Individually packaged for easy point of sale and product protection.



Extra thick plates to maintain flatness

Dished Rockers

Solid steel support plates



250w and 400w dimmers can be used on mains or low voltage applications and do not need to be de-rated for GU lamps.

All of the following accessories are available in various finishes with white interior fittings as standard.

Prefix list number with plate finish. If black interior is required, suffix "BK".

E.g. **VBR** 2LS2 = Vantage Brushed Stainless 2 gang 2 way switch white trim

VPS 3LS2 **BK** = Vantage Polished Stainless 3 gang 2 way switch black trim

Dimensions 86 x 86mm (single plate), 146 x 86mm (double plate)


Plate Finish **VABZ** Antique Bronze **VPB** Polished Brass

VBR Brushed Stainless Steel **VSB** Satin Brass

VPS Polished Stainless Steel

Special combinations can be made to suit particular requirements.

Please contact RPP Sales Office on +44 (0)1527 528024 for further details.



e.g. 1 x 2 way switch
1 x intermediate

Plate Switches

- | | | |
|--------------------|-------------|---------------------------|
| List Number | 1LS2 | 1 gang light switch 2 way |
| | 1NTS | Intermediate switch |
| | 2LS2 | 2 gang light switch 2 way |
| | 3LS2 | 3 gang light switch 2 way |
| | TPS6 | Fan isolator switch |

Wall Box Minimum depth 25mm

- | | | |
|--------------------|-------------|---------------------------|
| List Number | 4LS2 | 4 gang light switch 2 way |
| | 6LS2 | 6 gang light switch 2 way |

Wall Box Minimum depth 25mm



Single Plate Dimmers

- | | | |
|--------------------|----------------|-------------------------------|
| List Number | 1250D | 1 gang 250 watt 2 way dimmer |
| | 1400D | 1 gang 400 watt 2 way dimmer |
| | 11000HD | 1 gang 1000 watt 2 way dimmer |
| | 2250D | 2 gang 250 watt 2 way dimmer |
| | 2400HD | 2 gang 400 watt 2 way dimmer |

Wall Box Minimum depth 25mm

Note: 1000w modules should be de-rated by 50% for GU lighting applications.



Dual Plate Dimmers

- | | | |
|--------------------|---------------|-------------------------|
| List Number | 11000D | 1 gang 1000 watt dimmer |
| | 2400D | 2 gang 400 watt dimmer |
| | 3250D | 3 gang 250 watt dimmer |
| | 3400D | 3 gang 400 watt dimmer |
| | 4250D | 4 gang 250 watt dimmer |
| | 4400D | 4 gang 400 watt dimmer |

Wall Box Minimum depth 25mm



Socket Outlets

- | | | |
|--------------------|------------|---------------------|
| List Number | 12S | 1 gang 2 amp socket |
| | 15S | 1 gang 5 amp socket |

White or black inserts only

Wall Box Minimum depth 25mm

- | | | |
|--------------------|--------------|----------------------|
| List Number | 113SS | 1 gang 13 amp socket |
| | 213SS | 2 gang 13 amp socket |

Wall Box Minimum depth 25mm



20 Amp Switches

- | | | |
|--------------------|-----------------|---|
| List Number | 20DPS | 20 amp double pole switch |
| | 20DPSN | 20 amp double pole switch with neon |
| | 20DPS/F | 20 amp double pole switch with flex outlet |
| | 20DPSN/F | 20 amp double pole switch with neon and flex outlet |

Wall Box Minimum depth 25mm



Fused Switch Spur Units

- | | | |
|--------------------|-----------------|---|
| List Number | 13SSU | 13 amp switched spur unit |
| | 13SSUN | 13 amp switched spur unit with neon |
| | 13SSU/F | 13 amp switched spur unit with flex outlet |
| | 13SSUN/F | 13 amp switched spur unit with neon and flex outlet |

Wall Box Minimum depth 25mm



Socket outlets, switched spurs and 20 amp switches can be fitted into 25mm deep wall boxes with careful dressing of the conductors.

Recommended depth: 35mm deep box.



VANTAGE

FLATPLATE

Prefix list number with plate finish. If black interior is required, suffix "BK".

E.g. **VBR** 2LS2 = Vantage Brushed Stainless 2 gang 2 way switch white trim, **VPS** 3LS2 **BK** = Vantage Polished Stainless 3 gang 2 way switch black trim

Plate Finish **VABZ** Antique Bronze **VPB** Polished Brass **VBR** Brushed Stainless Steel **VSB** Satin Brass **VPS** Polished Stainless Steel

45A Switches - double pole

- | | | |
|--------------------|--------------|--------------------------------------|
| List Number | 145S | Single plate 45 amp switch |
| | 145SN | Single plate 45 amp switch with neon |
| | 245S | Vertical 45 amp switch |
| | 245SN | Vertical 45 amp switch with neon |

Wall Box Minimum depth 45mm

- | | | |
|--------------------|--------------|-------------------------------|
| List Number | 45CCU | Cooker control unit |
| | 45CCN | Cooker control unit with neon |

Wall Box Minimum depth 45mm



Media Accessories

- | | | |
|--------------------|----------------|-----------------------------|
| List Number | 1TV | Single coaxial non isolated |
| | 2TV | Dual coaxial non isolated |
| | 1TV/ISO | Single coaxial isolated |
| | 2TV/ISO | Dual coaxial isolated |
| | 1SAT | Single satellite |
| | 1TV/SAT | Dual TV / Satellite |

Wall Box Minimum depth 25mm

- | | | |
|--------------------|-------------|----------------------------|
| List Number | 1TEF | 1 gang telephone extension |
| | 1TMF | 1 gang telephone master |
| | 1BP | 1 gang blank plate |
| | 2BP | 2 gang blank plate |

Wall Box Minimum depth 25mm



EasyClip Face Plates


By utilising EasyClip Modular Products many product combinations are possible to customise installations.

List Number	DE375	One module plate
	DE376	Two module plate
	DE377	Four module plate



Multigang Flat Plates in matching decorative finishes are available within the EasyClip range.

Brochure available upon request.



Extension Screws

Extension screws are available for deep set boxes or reaching past tiles.

List Number	77/272	M3.5mm x 50mm - Brass
	77/273	M3.5mm x 50mm - Steel
	77/274	M3.5mm x 50mm - Antique Bronze



Actual size

Contemporary stainless steel finishes - the RPP Decorative Collection provides the finishing accessories for all domestic and commercial applications.

The brushed and polished stainless steel ranges utilise solid stainless steel material to BS EN 1088 Pt.2.



This high specification material is ideal for domestic and commercial use: kitchens, hospitals, schools etc, where a finish more durable than plated chrome is required.

Includes the latest digital and data accessory products for the needs of the modern home, or solutions for the business environment.



All products are available in clam shells for display use.

Suffix list number with "C"

E.g. PS213SS-**C** = Polished Stainless 2 gang 13 amp switched socket in clam shell pack

Special dimmer switch combinations can be made available upon request.

For example: 2 x 250w 2 way modules, 2 x switch only modules on a dual plate.



Switch only looks like a dimmer but functions as a 2 way switch only (can be used as 1 way).

Other special plate finishes can be made available upon request. These include Satin Brass finish (prefix **SB** to usual product code) and Edinburgh Chrome (prefix **EC** to usual product code).



All of the following accessories are made from solid stainless steel with either a highly polished or brushed effect and lacquered surface. Supplied with white moulded insert as standard.

Prefix list number with plate finish. If black interior is required, suffix "BK".

E.g. **BR** 2LS2 = Brushed Stainless 2 gang 2 way switch white trim

PS 3LS2 **BK** = Polished Stainless 3 gang 2 way switch black trim

Dimensions	86 x 86mm (single plate), 146 x 86mm (double plate)
Box Quantity	10
Plate Finish	BR Brushed Stainless Steel PS Polished Stainless Steel



Lighting Controls

List Number	1LS2	1 gang light switch 2 way
	2LS2	2 gang light switch 2 way
	3LS2	3 gang light switch 2 way
	4LS2	4 gang light switch 2 way

Wall Box Minimum depth 16mm

List Number	1NTS	Intermediate switch
	TPS6	Fan isolator switch

Wall Box Minimum depth 16mm



250w and 400w dimmers can be used on mains or low voltage applications and do not need to be de-rated for GU lamps.

Dimmers

List Number	1250D	1 gang 250 watt 2 way - single plate
	1400D	1 gang 400 watt 2 way - single plate
	2250D	2 gang 250 watt 2 way - single plate
	2400HD	2 gang 400 watt 2 way - single plate
	2400D	2 gang 400 watt 2 way - double plate
	3250D	3 gang 250 watt 2 way - double plate
	4250D	4 gang 250 watt 2 way - double plate
	11000HD	1 gang 1000 watt 2 way - single plate
	11000D	1 gang 1000 watt 2 way - double plate

Wall Box Minimum depth 25mm

Note: 1000w modules should be de-rated by 50% for GU lighting applications.

Toggle Switches

List Number	1TS2	1 gang toggle switch 2 way
	2TS2	2 gang toggle switch 2 way
	4TS2	4 gang toggle switch 2 way

Wall Box 16mm minimum



Dimmer Module Guidelines

Type	250W	400W	1000W	6A Switch
Operational Range	60-250W	60-400W	60-1000W	6A
Max. Mains Voltage	240v	240v	240v	240v
Max. Low Voltage Capability	250W	400W	-	-
GU10 Lamp Capability	250W	400W	500W	-
Transformer Capability	E / T / W	E / T / W	-	-

Transformer Types	Description
Electronic Transformer (E)	These can be mounted remotely but are now more commonly an integral part of the light fitting. Normal output range of between 50-200VA. Not all electronic transformers are dimmable, check with manufacturer.
Toroidal Transformer (T)	Most Toroidal Transformers are dimmable, but confirm with manufacturer. Normal output range up to 400VA. A 'soft-start' dimmer should be used with Toroidal transformer dimming.
Wire Wound Transformer (W/W)	These are normally remotely mounted and have the largest range in VA sizes.

Note: We do not offer any suitable dimmer for use with fluorescent lamps.

Prefix list number with plate finish. If black interior is required, suffix "BK".

E.g. **BR** 2LS2 = Brushed Stainless 2 gang 2 way switch white trim, **PS** 3LS2 **BK** = Polished Stainless 3 gang 2 way switch black trim

Plate Finish **BR** Brushed Stainless Steel **PS** Polished Stainless Steel

Socket Outlets

List Number **12S** 2 amp socket
15S 5 amp socket

White or black inserts only

Wall Box Minimum depth 25mm

List Number **113SS** 1 gang 13 amp switched
213SS 2 gang 13 amp switched

Wall Box Minimum depth 25mm



Shaver Socket

List Number **DVSS** Dual voltage shaver socket

Wall Box Minimum depth 45mm



Light Pull Switch

List Number **PS6CS2** 6 amp 2 way pull cord switch
Finish Polished Chrome
Complete with solid chrome pull acorn.

Double Pole Switches and Spurs

List Number	20DPS	20 amp DP switch
	20DPSN	20 amp DP switch with neon
	20DPS/F	20 amp DP switch with flex outlet
	20DPSN/F	20 amp DP switch with neon and flex outlet
	20FX	20 amp flex outlet plate

Wall Box Minimum depth 25mm



List Number	13SSU	13 amp switched spur unit
	13SSUN	13 amp switched spur unit with neon
	13SSU/F	13 amp switched spur unit with flex outlet
	13SSUN/F	13 amp switched spur unit with neon and flex outlet
	13SU	Unswitched spur
	13SU/F	Unswitched spur with flex outlet

Wall Box Minimum depth 25mm



EasyClip Options

The EasyClip range of modular accessories provides customised solutions to extend and enhance the decorative metal range. See our separate brochure for full modular options.

List Number	DE363	Single plate half module aperture
	DE335	Single plate full module aperture
	DE336	Twin plate 2 x full module aperture



Prefix list number with plate finish. If black interior is required, suffix "BK".


E.g. **BR** 2LS2 = Brushed Stainless 2 gang 2 way switch white trim, **PS** 3LS2 **BK** = Polished Stainless 3 gang 2 way switch black trim

Plate Finish **BR** Brushed Stainless Steel **PS** Polished Stainless Steel

45 Amp Control Switches

List Number	145S	Single 45 amp DP switch
	145SN	Single 45 amp DP switch with neon
	245S	Vertical 45 amp DP switch
	245SN	Vertical 45 amp DP switch with neon

Wall Box Minimum depth 45mm



45 Amp Cooker Panels

List Number	45CCU	45 amp cooker panel
	45CCN	45 amp cooker panel with neon

Wall Box Minimum depth 45mm



Media Accessories TELEPHONE • TELEVISION • COMPUTER



- | | | |
|--------------------|----------------|-----------------------------|
| List Number | 1TV | Single non isolated coaxial |
| | 1TV/ISO | Single isolated coaxial |
| | 2TV | Single isolated coaxial |
| | 2TV/ISO | Dual non isolated coaxial |
| | 2TV/ISO | Dual isolated coaxial |
| | 1SAT | Single satellite |
| | 1TV/SAT | Dual UHF (TV) and satellite |

Wall Box Minimum depth 25mm

Screened Digital Outlets



- | | | |
|--------------------|----------------|-----------------------------|
| List Number | DIPLEX | Dual TV FM outlet |
| | TRIPLEX | Triple TV / SAT / FM outlet |

Wall Box Minimum depth 35mm

TV Socket UHF Reception

Radio Socket FM/DAB via IEC 169

Satellite F Type Connector



- | | | |
|--------------------|-------------|---------------------|
| List Number | 1TEF | Telephone extension |
| | 1TMF | Telephone master |

Wall Box Minimum depth 25mm



- | | | |
|--------------------|------------|----------------------|
| List Number | 1BP | One gang blank plate |
| | 2BP | Two gang blank plate |

Voice • Data Options

By utilising EasyClip modularity, voice and data options are available to complement and match the Vantage Flatplate and Decorative Collection range of products.

See page 11 for EasyClip plate options.



Traditional

METAL FINISHES

Three traditional metalplate finishes are available, with a white or dark brown moulded interior.

Warwick Brass is a highly polished solid brass stepped edge plate, finished with a clear protective lacquer.

The **Kenilworth** range is a high definition, rope edge solid brass plate, again finished in a clear protective lacquer.

Antique Bronze is achieved by an electro plating to the solid brass plate, creating a totally unique and stunning finish.

These ranges are supplied with protective gaskets to resist the ingress of corrosion, if fitted onto damp or recently plastered walls (see picture below).



attention to detail...

All products are supplied with individually polished and lacquered fixing screws to suit the appropriate plate.

extension screws...

Extension screws (50mm long) also available for deep set wall boxes or reaching past tiles.



All of the following accessories are supplied with white moulded insert as standard.

Prefix list number with plate finish. If brown interior is required, suffix "DB".

E.g. **K 2LS2** = Kenilworth 2 gang 2 way switch white trim

K 3LS2 DB = Kenilworth 3 gang 2 way switch dark brown trim

Dimensions 94 x 94mm (single plate), 194 x 94mm (double plate)

Plate Finish **K** Kenilworth **ABZ** Antique Bronze
W Warwick

Lighting Controls

List Number	1LS2	1 gang light switch 2 way
	2LS2	2 gang light switch 2 way
	3LS2	3 gang light switch 2 way
	4LS2	4 gang light switch 2 way
	1NTS	1 gang intermediate switch

Wall Box Minimum depth 16mm

List Number **TPS6** 6 amp triple pole isolator switch

Wall Box Minimum depth 16mm

Dimmers

List Number	1250D	1 gang 250 watt 2 way - single plate
	1400D	1 gang 400 watt 2 way - single plate
	2250D	2 gang 250 watt 2 way - single plate
	2400HD	2 gang 400 watt 2 way - single plate
	2400D	2 gang 400 watt 2 way - double plate
	3250D	3 gang 250 watt 2 way - double plate
	4250D	4 gang 250 watt 2 way - double plate
	11000D	1 gang 1000 watt 2 way - single plate

Wall Box Minimum depth 25mm

Note: 1000w modules should be de-rated by 50% for GU lighting applications.

Toggle Switches

List Number	1TS2	1 gang toggle switch 2 way
	2TS2	2 gang toggle switch 2 way
	4TS2	4 gang toggle switch 2 way

Wall Box Minimum depth 16mm

Light Pull Switch

List Number **K6CS2** 6 amp pull cord switch - Polished Brass only
Finish Complete with solid brass cover and pull acorn.



250w and 400w dimmers can be used on mains or low voltage applications and do not need to be de-rated for GU lamps.

Traditional

METAL FINISHES

Prefix list number with plate finish. If brown interior is required, suffix "DB".

E.g. **K2LS2** = Kenilworth 2 gang 2 way switch white trim, **K3LS2 DB** = Kenilworth 3 gang 2 way switch dark brown trim

Plate Finish **K** Kenilworth **W** Warwick **ABZ** Antique Bronze

Socket Outlets

List Number **12S** 2 amp socket
15S 5 amp socket

White or black inserts only

Wall Box Minimum depth 25mm

List Number **113SS** 1 gang 13 amp switched
213SS 2 gang 13 amp switched

Wall Box Minimum depth 25mm



Shaver Socket

List Number **DVSS** Dual voltage shaver socket
 White or black inserts only

Wall Box Minimum depth 45mm


Double Pole Switches and Spurs

List Number	20DPS	20 amp DP switch
	20DPSN	20 amp DP switch with neon
	20DPS/F	20 amp DP switch with flex outlet
	20DPSN/F	20 amp DP switch with neon and flex outlet
	20FX	20 amp flex outlet plate

Wall Box Minimum depth 25mm

List Number	13SSU	13 amp switched spur unit
	13SSUN	13 amp switched spur unit with neon
	13SSU/F	13 amp switched spur unit with flex outlet
	13SSUN/F	13 amp switched spur unit with neon and flex outlet
	13SU	Unswitched spur
	13SU/F	Unswitched spur with flex outlet

Wall Box Minimum depth 25mm




EasyClip Options

The EasyClip range of modular accessories provides customised solutions to extend and enhance the decorative metal range. See our separate brochure for full modular options.

List Number	DE363	Single plate half module aperture
	DE335	Single plate full module aperture
	DE336	Twin plate 2 x full module aperture

Wall Box Minimum depth 25mm



Traditional

METAL FINISHES

Prefix list number with plate finish. If brown interior is required, suffix "DB".

E.g. **K2LS2** = Kenilworth 2 gang 2 way switch white trim, **K3LS2 DB** = Kenilworth 3 gang 2 way switch dark brown trim

Plate Finish **K** Kenilworth **W** Warwick **ABZ** Antique Bronze

45 Amp Control Switches

List Number	145S	Single 45 amp DP switch
	145SN	Single 45 amp DP switch with neon
	245S	Vertical 45 amp DP switch
	245SN	Vertical 45 amp DP switch with neon

Wall Box Minimum depth 45mm



45 Amp Cooker Panels

List Number	45CCU	45 amp cooker panel
	45CCN	45 amp cooker panel with neon

Wall Box Minimum depth 45mm



Media Accessories TELEPHONE • TELEVISION • COMPUTER



- List Number** **1TV** Single non isolated coaxial
1TV/ISO Single isolated coaxial
2TV Single isolated coaxial
2TV/ISO Dual non isolated coaxial
2TV/ISO Dual isolated coaxial
1SAT Single satellite
1TV/SAT Dual UHF (TV) and satellite

Wall Box Minimum depth 25mm

Screened Digital Outlets



- List Number** **DIPLEX** Dual TV FM outlet
TRIPLEX Triple TV / SAT / FM outlet

Wall Box Minimum depth 35mm

- TV Socket** UHF Reception
Radio Socket FM/DAB via IEC 169
Satellite F Type Connector



- List Number** **1TEF** Telephone extension
1TMF Telephone master

Wall Box Minimum depth 25mm



- List Number** **1BP** One gang blank plate
2BP Two gang blank plate

Voice • Data Options

By utilising EasyClip modularity, voice and data options are available to complement and match the Vantage Flatplate, Decorative Collection and Traditional range of products.

See page 17 for EasyClip plate options.



Comprehensive Range of Products

Other RPP product brochures include:

Eclipse polycarbonate accessories - ideal for caravans, holiday homes, schools and other harsh environments. Tough, durable and available in various colours, the range includes special products such as surge and filtered socket outlets.

RPP provides Power Distribution Units principally for the data rack and cabinet industry. Other applications include shop fitting, office furniture manufacturing and desk-in systems.

Easy Seal weatherproof accessories offer a full range of products for domestic and commercial environments. Not only switches and socket outlets that provide IP56 with plugs in use, but telephone, coax and data points are also available.

The White Moulded accessory brochure features the new soft edge contemporary style of the M2 range, supported by Omega products which incorporate the more traditional square edge profiles. These ranges offer the best choices in white moulded accessories for the domestic and light commercial environment.

Easy-Clip modular accessories provide a comprehensive range of power, voice and data modules for the domestic and commercial environments. Modules clip easily into face plates which match other RPP range styles, providing complete solutions with multiple choices for the end user.

For more information on these or any of the RPP ranges of products, please contact us using our details shown below.



RPP, Pipers Road, Park Farm Industrial Estate,
Redditch, Worcestershire, United Kingdom B98 0HU
Telephone: 0044 (0)1527 528024
Fax: 0044 (0)1527 520236
e-mail: sales@rpp.uk.com Internet: <http://www.rpp.uk.com>



Available from distributors City Electrical Factors - 400 branches nationwide

Colours are reproduced as accurately as photographic and printing processes allow and may not exactly match the actual products. The manufacturer reserves the right to alter design or specification without prior notice.